WHAT WPC PANEL IS

## DESIGN GREEN LIFE

WPC PANEL is made of high-strength resin mixture and strong weather resistant composite materials, which is even and cost-effective in the long run.

WPC PANEL is safe and qualified in application and beneficial to the landscaping. It is also the new landscape materials in house decoration. It can be used in the outdoor and decoration of residence, office, hotel and so on.

**WPC PLANKS HAS A TRIPLE-PROTECTION, WHICH MAKES IT LOOK BEAUTIFUL AND LASTING**

- Anti-Corrosion Protection: Anti-corrosion, anti-rot, anti-termite, anti-fungus
- Anti-Moisture Protection: Waterproof, moisture-proof, anti-mildew, anti-bacterial
- Anti-Ultraviolet Radiation Protection: Anti-ultraviolet radiation, anti-fading, anti-aging
- Anti-Corrosion Protection: Anti-corrosion, anti-rot, anti-termite, anti-fungus
- Anti-Moisture Protection: Waterproof, moisture-proof, anti-mildew, anti-bacterial
- Anti-Ultraviolet Radiation Protection: Anti-ultraviolet radiation, anti-fading, anti-aging

Grain & Texture

Wood Grain



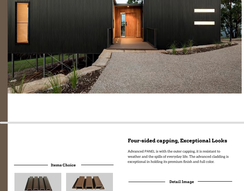

## Four-sided capping, Exceptional Looks

Advanced PANEL is with the outer capping, it is resistant to weather and the spills of everyday life. The advanced cladding is exceptional in holding its premium finish and full color.

**Some Choice**

**Detail Image**









## Instruction & Installation

Clips and screw are the main accessories for wall cladding.

- Tools




- Accessories






1. Install the keel first



2. Metal buckle installed at the bottom of the keel



3. The bottom wall panel is stuck on the metal buckle



4. Fix the wall panel to the keel with screws



5. The whole wall board needs screws to be fixed on the keel



6. Insert the second wallboard into the first wallboard, and repeat steps 4 and 5



7. The first vertical installation



8. The second vertical installation



9. Add edge seal